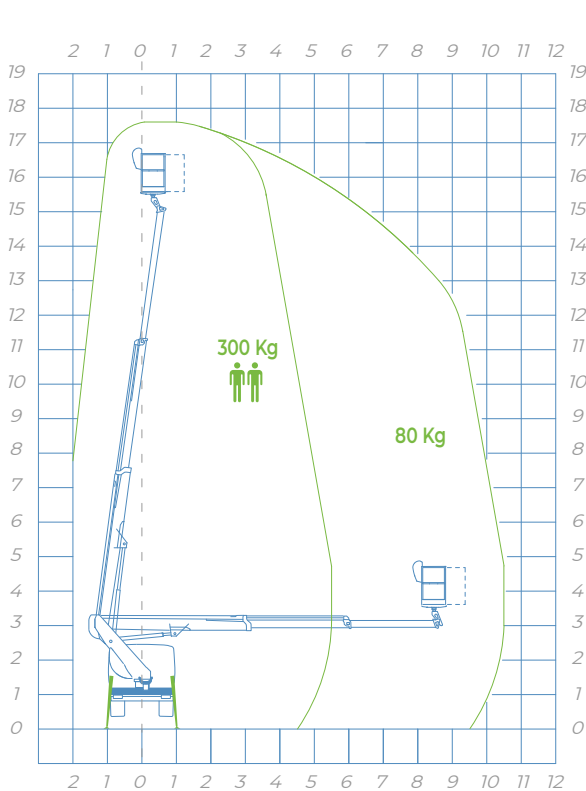
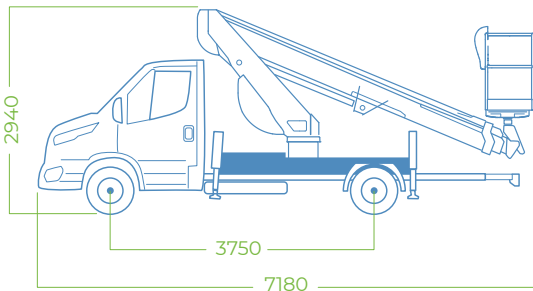
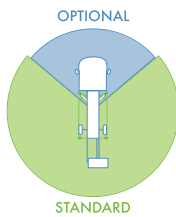




### WORKING DIAGRAM



- OUTRIGGERS**  
Vertical H+H
- WORKING HEIGHT**  
17,7 m
- BASKET HEIGHT**  
15,7 m
- MAX OUTREACH**  
10,5 m
- BASKET LOAD CAPACITY**  
300 kg
- BASKET SIZE**  
1400 x 700 x 1100 mm
- CONTROLS**  
Electric
- TURRET ROTATION**  
700°
- GVW**  
3,5 ton



## A compact platform for an urban solution

### STANDARD ACCESSORIES

#### [a] AUTOMATIC STABILIZATION

The **SPEED** function is a new solution present in Socage's Aerial Working Platforms on Chassis. It brings great advantages including increasing safety and facilitating the correct use of the necessary stabilization maneuver to start working. With a single button, even from the basket, it allows to obtain stabilization in a safe, simple and fast way, quickly overcoming the irregularities of the ground.

#### DATA SHEET

- Aluminum Basket: 1400 x 700 x 1100 mm
- Hydraulic basket rotation 90 + 90
- Turret rotation 700°
- Pipes and hoses inside the booms
- **Automatic closing**
- **Automatic SPEED stabilization from the basket and from the ground**
- H + H vertical outriggers
- Proportional electrohydraulic controls with regulation of the speed of all movements
- Electronic safe system CAN BUS
- 4 plates to stand on the ground
- Socket 230V and 12V in the basket
- Possibility of simultaneous movements
- Automatic regulation of engine revolutions
- Cataphoresis treatment with powder coating
- Aerial part centering light on the basket
- Automatic motor speed adjustment

#### SAFETY DATA

- **Socage Security System**
- Unintentional maneuver protection bar
- Controls protection of the basket
- Circuit breaker with differential protection on the 230V line
- Safety bypass for operator rescue
- Automatic stabilization
- Moment limiting device with double security
- Self levelling system for the basket
- Inclinometer
- Flanged block valves
- Emergency button
- Emergency manual hand pump
- Possibility emergency remote rescue
- Automatic PTO deactivation
- Sensor anti crash smart cab
- Electrical hour counter
- Cab light closed outriggers
- Maintenance light



\* Dimensions can change according to the assembly