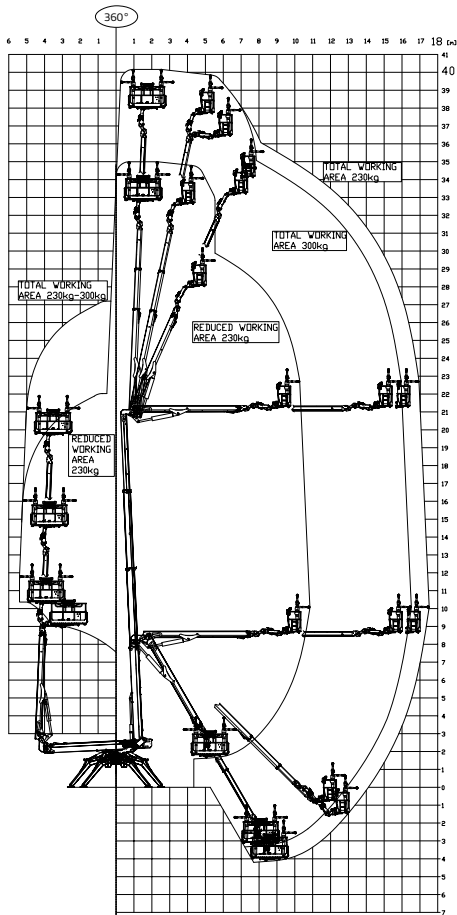


Compact despite its impressive height


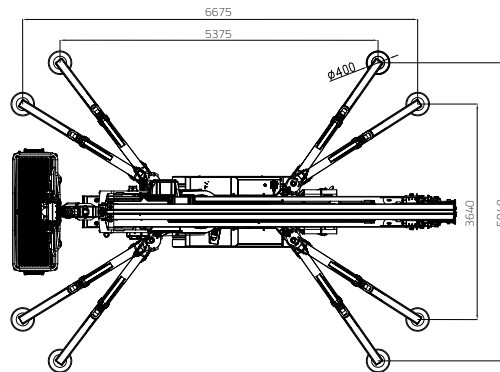
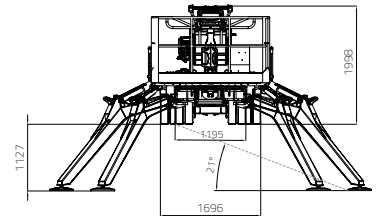
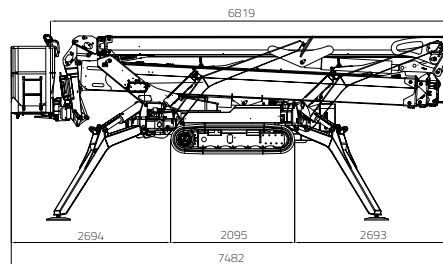
Smart functions, compactness, stabilisation even in small spaces, and three possible types of motorisation are the key features of this machine.

Kompakt trotz enormer Höhe

Intelligente Funktionen, Kompaktheit, Abstützung auch auf engem Raum und gleich drei zur Verfügung stehende Antriebe, das sind die Schlüsselmerkmale dieser Maschine.



Capacity 300 kg (3 persons 80x3=240 kg + tool box 60 kg)
Korblast 300 kg (3 Personen 80x3=240 kg + Werkzeugkasten 60 kg)



40,20 m



180°(+/-90°)



Wide stabilization area
Totale Abstützfläche
 5.375x5.040 mm
 Narrow stabilization area
Reduzierte Abstützfläche
 6.675x3.640 mm



16,50 m 17,50 m



8.700 kg / 19.181 lb (Kubota)
 8.800 kg / 19.401 lb (Lithium-ion)
 9.000 kg / 19.842 lb (Bi-energy)



Automatic set up system IIS std
IIS – Abstütz- und Einfahrtomatik serienmässig



7,50 m



Diesel Kubota
 Autorev system 21,6CV 3.200 rpm



Remote control
Kabelfernbedienung



6,82 m



380V / 50 Hz - 11 kW



GPRS-GPS



1,99 m



Lithium-ion battery pack 19,2kW/h
Lithium-Ionen-Akkupack 19,2kW/h



R.A.H.M.



2.000 x 700 x h. 1.100 mm



1.196-1.696 mm